


Magellan RoadMate FD71 Installation Procedure:



1. Gently pry top edge of dash trim panel from dash.
2. Work your way across the top of the dash and then down both sides of the trim panel releasing all (6) retaining clips.




3. At the top of the panel, release the trigger on the connector to disconnect the wire harness.
4. Place the trim panel on the floor, using caution not to scratch or damage the trim panel.



5. Remove the two screws holding the dashtop tray in place (retain the screws - they will be used to install the Magellan navigation system).
6. Gently lift the dashtop tray, releasing (2) retaining clips.
7. Set the navigation assembly on the dash next to the hole left by the dashtop tray, and route the included wire harness adaptor to the back of the radio. (Be sure to avoid sharp corners and edges while routing this harness.)
8. Unplug the factory power harness from the back of the stereo and plug it into supplied adaptor harness.
9. Plug the adaptor harness into the stereo.



10. Install the navigation unit into the dash by first inserting the tabs at the rear and then gently pressing down on the unit to install the retaining clips. (During this step, it is important to verify that no wires are pinched or damaged).
11. Re-install the screws that were removed in step #5.
12. Re-install the connector at the top edge of the trim panel, and re-install the dash panel by re-installing the retaining clips.



Magellan RoadMate FD71 initial set-up:

1. Be sure that the vehicle is parked outside with a clear view of the sky.
2. Turn the vehicle ignition to the "ON" position.
3. Turn the navigation system on by pressing the power button on the left side of the screen.
4. Allow the navigation system to acquire the vehicle position (this process may take as long as 15 minutes the first time).

© 2006 Thales Navigation, Inc. All rights reserved. The Magellan Logo, Magellan, and Magellan RoadMate are trademarks of Thales. No part of this user manual may be reproduced or transmitted in any form or by any means, electronic or mechanical, including photocopying and recording, for any purpose other than the purchaser's personal use, without the prior written permission of Thales.